



# Spring Early Literacy Newsletter 2018

Corvallis-Benton County Public Library

[www.cbcpubliclibrary.net](http://www.cbcpubliclibrary.net)

## Día Celebration



El día de los niños, el día de los libros (Children's Day / Book Day) is a day created by librarians and educators as a celebration of childhood and bilingual literacy. It emphasizes the importance of advocating literacy for every child regardless of linguistic and cultural background. The celebration is cross-cultural and intergenerational. In the words of one of the founders of this annual event, author Pat Mora: "April 30th has become a day for remembering the power of words and books in the lives of our young people and for honoring all the languages spoken in the homes of this country."

One in five of our school children comes from a home in which a language other than English is spoken. By honoring these languages, we celebrate our linguistic and cultural wealth."

### Come celebrate Día!

**April 28, 2018**

**10:30 am -12:00 pm**

### Corvallis-Benton County Public Library

Main meeting Room

Enjoy activities and displays from various cultures presented by students from OSU International Cultural Service Program and 4H.


There will be a **Mexican Dance** performance at **11am**, and an **Irish Dance** performance at **11:30am**.

### Inside this issue:

Black Women in history	2
Bunnies	2
Resources for Parents & Educators	2
Emotional intelligence	3
Parenting & Music Picks	3
Veggie Time & Spring rhyme	4
1000 Books Before Kindergarten	4
Corvallis Programs	4

## Staff Picks

### Elizabeth's Pick



**I Have a Balloon** by Ariel Bernstein

### Heidi's Pick



**Blue Sky White Stars** by Sarvinder, Naberhaus

### Heather's Pick



**Shake a Leg, Egg!** By Kurt Cyrus

### Katey's Pick



**Stack the Cats** by Susie Ghahremani

### Kristin's Pick




**Love** by Matt de la Peña

### Kristy's Pick



**A Perfect Day** by Lane Smith

### Peik-Kuan's Pick



**How Do You Feel?** By Rebecca Bender

## Early Literacy



### 1000 Books Before Kindergarten

Reading aloud to young children is one of the best indicators of a child's future reading success. Read to your child everyday. For more information about the **1000 Books Before Kindergarten** program, please see the last page of this newsletter.

# Black Women in History


**Mae Among the Stars**—  
E Ahmed, Roda



**The Story of Ruby Bridges**—E Coles, Robert

**Firebird**—E Copeland, Misty

**The Little Piano Girl**—E Macdonald, Maryann



**Coco and the Black Dress**— E Haeringen, AnnMarie

**Nobody Owns the Sky**—E Lindbergh, Reeve

**The Bus Ride**—E Miller, William

**Moses: When Harriet Tubman led her people to freedom**—  
E Weatherford, Carole




**Coretta Scott**—  
J kit 921 King

**A Picture Book of Harriet**


**Tubman**—J 305.567 Adler

**The Youngest Marcher**—J 323.092 Levinson

**Molly By Golly! The Legend of Milly Williams, America's First Female Firefighter**—  
J 363.37092 Ochiltre




**Katherine Johnson**—J 530.092 Feldman



**Fancy Party Gowns: the story of fashion designer Ann Cole Lowe** - J 746.92092 Blumenthal


**Mister and Lady Day: Billie Holiday and the dog who loved her** - J 782.42165 Novesky

**Harlem's Little Blackbird**—  
J 782.42165 Watson



**Little Melba and Her**


**Big Trombone**—  
J 788.93165 Russell-Brown



**She Loved Baseball: the Effa Manley story**—J 796.35709 Vernick

**Wilma Unlimited: How Wilma Randolph became the world's fastest woman** - J 796.42092 Krull

**Touch the Sky: Alice Coachman, Olympic High Jumper**—  
J 796.42092 Malaspina



**Little Leaders: Bold women in black history**—J 920.72 Harrison


**Ella Fitzgerald: The tale of a vocal virtuosa**— J 921 Fitzgerald

**If a Bus Could Talk: A story of Rosa Parks**—J 921 Parks

**Vision of Beauty: the story of Sarah Breedlove Walker**—J 921 Walker, C.J.


## Bunnies Galore

**Little Rabbit Gets Messy**— E Amant, Kathleen



**Rabbits and Raindrops**— E Arnosky, Jim

**Squish Rabbit**—E Battersby, Katherine



**The Runaway Bunny**—  
E Brown, Margaret

**The Little Rabbit**—  
E Dunn, Judy

**Wolfie the Bunny**—E Dyckman, Ame

**Two Bunny Buddies**—E Galbraith, Kathryn

**Bunny and Me**—  
E Greenspun, Adele

**Moonlight**—E Griffith, Helen



**Little White Rabbit**—E Henkes, Kevin

**Hooray for Hoppy**—E Hopgood, Tim

**Pat the Bunny**—E Kunhardt, Dorothy

**Snow Rabbit, Spring Rabbit**—  
E Na, Il-Sung

**Huge Harold**—E Peet, Bill

**Little Bunny Bobkin**—  
E Riordan, James



**My Friend Rabbit**—E Rohmann, Eric




**The Velveteen Rabbit**—  
E Sakai, Komako

**Seven Little Bunnies**—  
E Stiegemeier, Julie

**Will You Be My Friend**—E Tafuri, Nancy

**Wee Little Bunny**—  
E Thompson, Lauren

**Who Am I**—E Turner, Jeffrey



**Davy Loves the Baby**—  
E Weninger, Brigitte

## Resources for Parents, Caregivers and Educators

Activities and books that help teach about emotions:

**Play Dr. Mom** —<http://blog.playdrhutch.com/2012/10/10/playful-activities-to-help-kids-learn-about-feelings>

**Take a Deep Breath**—J 152.46 Graves

**When I'm Feeling Scared**—J 152.46 Moroney

**Shy**—J 155.232 Thomas

**Shy Spaghetti and Excited Eggs: a kid's menu of feelings**—J 155.4124 Nemiroff

**Learning to Feel Good and Stay Cool: Emotional regulation tools for kids with AD/HD**—J 618.92858 Glasser

**The Kids Guide to Staying Awesome and In Control**—  
J 155.4182 BRUKNER

**Lulu the Lion Learns to Roar**—  
J 613.7046 Amor

# Emotional Intelligence

## Did You Know?

Understanding how one and others feel, how to express emotions in an appropriate way, and how to manage one's emotions are part of one's "emotional intelligence". Research shows that children with higher emotional intelligence have better ability to pay attention, empathize with others, and engage with peers in school.

## What Can You Do?

Researchers Brackett and Rivers have identified 5 skills to foster children's, as well as our own, emotional intelligence, using the acronym **RULER**.

**Recognize:** *what does the feeling look or feel like?*

**Understand:** *what caused the feeling?*

**Label:** *what words can describe the feeling?*

**Express:** *How can I show this feeling in an appropriate way?*

**Regulate—***How can I shift or maintain this feeling?*

Adults can help children develop these skills by

- modeling these skills,
- having conversations with kids about feelings,
- teaching a wide range of vocabulary for feelings,
- reading books, playing with puppets or games,
- teaching strategies such as taking deep breaths, positive self talk, and problem solving skills,
- using everyday situations to let child practice the RULER skills.

When reading together, you can ask your child about the character in the book—Tommy's face is red and he is clenching his fists, how do you think he feels? What do you think made him feel this way? What did he do when he felt this way? What did he do to help himself feel better?

Source: "Teaching Emotional Intelligence in Early Childhood" by

Shauna Tominey, Elisabeth O'Bryon, Susan Rivers, Sharon Shapses in *March 2017 issue of Young Children*.

## Books about emotions:

**When Sophie Gets Really, Really, Angry**—E Bang, Molly

**How Do You Feel?** —E Bender, Rebecca

**The Little Bucket**—E Bates, Jeffrey

**Prickly Jenny**—E Delacroix, Sibylle

**Glad Monster, Sad Monster**—E Emberley,



**Sometimes I Feel Like a Storm Cloud**—E Evans, Leslie

**Mean Soup**—E Everitt, Betsy

**Olive and the Bad Mood**—E Freeman, Tor

**Smile**—E Hodgkinson, Leigh



**Surprise**—E Hout, Mies

**Grow Happy**—E Lasser, Jon


**Pete the Cat and his Magic Sunglasses**—E Litwin, Eric

**Where's Bear**—E McKay, Hilary

**Move Your Mood**—E Miles, Brenda

**Wild Feelings**—E Milgrim, David

**Tough Guys: (Have Feelings Too)**—E Negley, Keith



**Everyone**—E Neil, Christopher

**The Feelings Book**—E Parr, Todd

**1-2-3 A Calmer Me**—E Patterson, Colleen

**Walter Was Worried**—E Seeger, Laura



**My Many Colored Days**—E Seuss, Dr

**My Day is Ruined: A story for teaching flexible thinking**—E Smith, Bryan

**Stand in My Shoes: Kids learning about empathy**—E Sornson, Robert

**Grumpy Bird**—E Tankard, Jeremy


**How Do Dinosaurs Say I'm Mad**—E Yolen, Jane

# Parenting Picks




**25 Things Every New Mom Should Know: Essential first steps for mothers** by Martha Sears

Parent 306.8743  
Sears



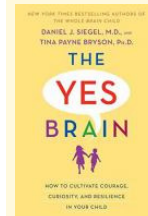
**25 Things Every New Dad Should Know: Essential first steps for dads** by Robert Sears

Parent 306.8742  
Sears



**Precious Little Sleep: A Complete baby sleep guide for modern parents** by Alexis Dubief

Parent 649.1 Dubief



**The Yes Brain: How to cultivate courage, curiosity and resilience in your child** by Daniel Siegel


155.41824 Siegel

# Music Picks



**The Moonlights** by Moonlights

J CD 781.58  
MOONLIGHT



**Lead Belly, Baby!** by Leadbelly (performed by Dan Zanes and friends)

J CD 781.58  
LEADBELLY



645 NW Monroe Ave.  
Corvallis OR 97330  
541-766-6793  
[www.cbcpubliclibrary](http://www.cbcpubliclibrary)

Enrich, Excite, Explore

**CBCPL Storytimes as of 1/2/18**

Monday 7pm Family

Tuesday 10:30 am Infants  
(0-12mo.)

Wednesday 10:30 am Wobblers  
(12-24mo.)

Thursday 10:30 am Toddlers  
(2-3yrs.)

Friday 10:30 am Preschool  
(3-5 yrs.)

First Saturday 10:30 am Family

Second Saturday 10:30 am  
Cuentos (bilingual English and Spanish) for families

**Early Lit programs at Corvallis**



**Stuffed Animal Sleepover**

Friday March 30– Saturday, March 31


Drop off one stuffed animal on 3/30 between 3:30-6pm for a fun overnight adventure. Stay for the movie **Toy Story** at 4pm. Come back to pick up your stuffed animal between 11-1pm on 3/31 and enjoy a slideshow of what your animal did all night.

**Science Saturday**

**BUGS**

May 28, 2018 at 10:30am

Come learn about bugs through a special storytime followed by hands-on activities that encourage exploration through art, math and science activities designed for preschool-age children.



**Read 1000 Books Before Kindergarten**




- Obtain a **free reading log** from the library for any child who is not yet attending kindergarten, or download the mobile app “1000 books before kindergarten” by **1000 Books Foundation**.
- For the paper reading log - Cross off or color in 1 circle for each book read. It's ok to count a book more than once if it is read several times.
- There are 100 circles on each paper reading log.
- When you complete a log, show or tell the youth services librarian at any branch library how many books you have read. You can get additional logs to continue tracking.
- If you are using the mobile app for tracking, show a youth services librarian how many books you have read.
- Your child will receive a reward for participating and reaching these milestones at any branch library:  
**100 books, 500 books, and 1000 books** read

**Veggie Time**

**Edible Colors**—E Bass, Jennifer

**Two Little Gardeners**—  
E Brown, Margaret

**Strega Nona's Harvest**— E DePaola, Tomie




**Growing Vegetable Soup**—  
E Ehlert, Lois

**Rainbow Stew**—  
E Falwell, Cathryn



**Muncha! Muncha! Muncha!** - E Fleming, Candace


**Vegetable Garden**—  
E Florian, Douglas



**Tiny Green Thumbs**—  
E Guest, C.Z.

**The Ugly Vegetables**—E Lin, Grace

**Farmer Will Allen and the Growing Table**—  
E Martin, Jacqueline



**How Does My Garden Grow**— E Muller, Gerda

**Peppa Pig and the Vegetable Garden**—E Peppa




**Zora's Zucchini's**—  
E Pryor, Katherine

**Sylvia's Spinach**—  
E Pryor, Katherine

**Rah, Rah, Radishes: A vegetable chant!** - E Sayre, April

**Tops and Bottoms**—  
E Stevens, Janet



**Spring Rhyme**

Here is my garden,  
*(one hand palm up)*  
I'll rake it with care,  
*(rake fingers of other hand over palm)*  
Here are some seeds,  
I'll plant in there.  
*(pretend to put seeds on palm)*  
The sun will shine,  
*(make circle over head)*  
The rain will fall,  
*(flutter fingers)*  
My plant will grow big and tall!  
*(Palms together, raise arms over head and separate hands)*

